



ಬೃಹತ್ ಬೆಂಗಳೂರು ಮಹಾನಗರ ಪಾಲಿಕೆ
Bruhat Bengaluru Mahanagara Palike



BBMP COVID-19 WAR ROOM 13.08.2022



OVERVIEW OF COVID-19 IN BENGALURU

CASE TRENDS ACTIVE CASES **6,781**

<u>Confirmed Cases</u>	<u>Recovered Cases</u>	<u>Death Cases</u>
791 18,50,840 #	1,112 18,27,080 #	0 16,979 #

HOSPITALIZATION **62**

<u>ICU – V</u>	<u>ICU</u>	<u>HDU</u>	<u>General</u>
-	19	7	36

INCLUDES GOVT. QUOTA AND PRIVATE WALK-IN HOSPITALIZATION

VACCINATION **7,316** 2,03,79,979 #

<u>First Dose</u>	<u>Second Dose</u>	<u>Precaution Dose</u>
235 96,66,123 #	1,123 94,35,592 #	5,958 11,50,252 #

TRIAGING

MTU
13

Tele Triage
891

ACTIVE CLUSTERS

21

Budding Clusters (<5 Cases)

21

Clusters (> 5 cases)

0

TESTING **16,436** 3,12,51,818 #

<u>Positivity : 6.48%</u>	<u>RAT</u>	<u>RTPCR</u>
<small>*FOR LAST 7 DAYS</small>	3,212	13,224

: indicates cumulative numbers till date



ABSTRACT OF COVID-19 SCENARIO IN BENGALURU

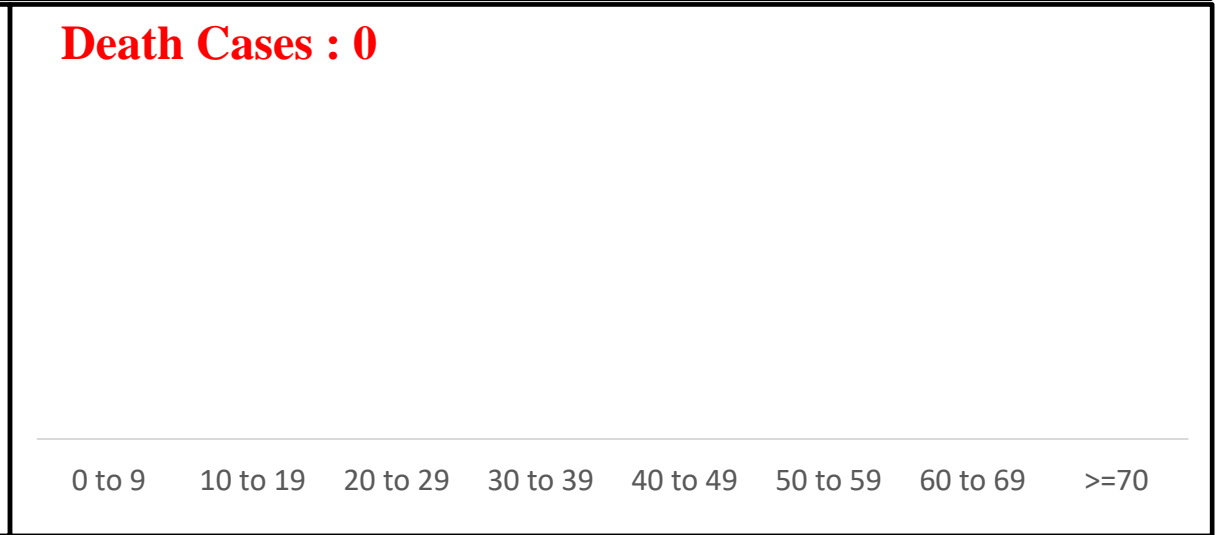
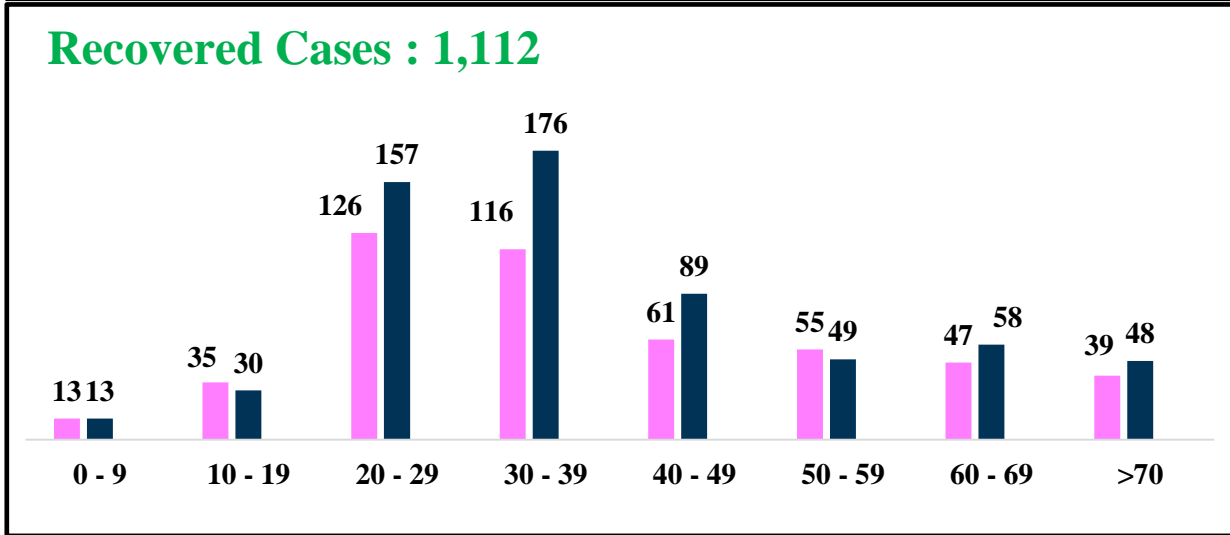
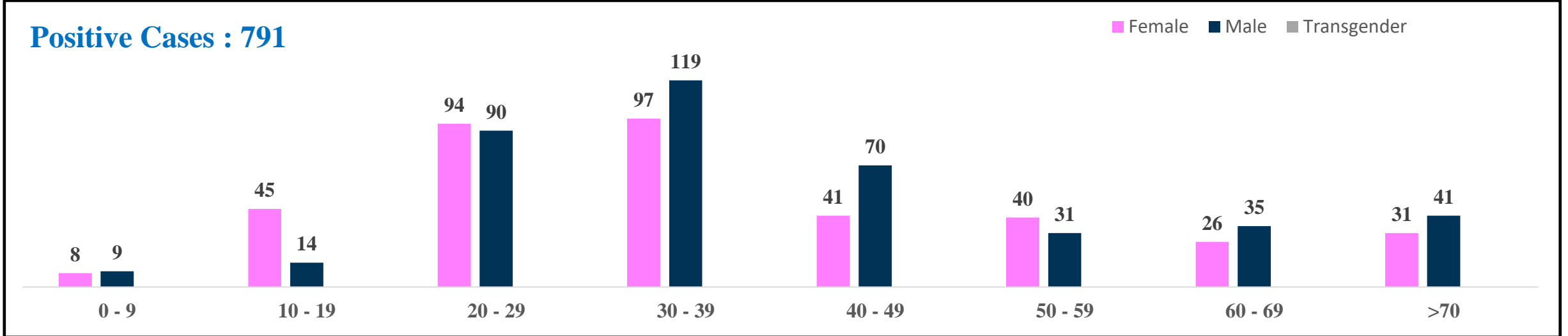


	MALE			FEMALE			TRANSGENDER			TOTAL		
	Last 24 Hours	Last 7 Days	Cumulative	Last 24 Hours	Last 7 Days	Cumulative	Last 24 Hours	Last 7 Days	Cumulative	Last 24 Hours	Last 7 Days	Cumulative
Positive Cases	409	3,912	10,91,805	382	3,254	7,58,143	0	0	196	791	7,166	18,50,840
Recovered Cases	620	4,730	10,77,126	492	3,749	7,49,862	0	0	185	1,112	8,479	18,27,080
Death Cases	0	1	10,752	0	1	6,223	0	0	4	0	2	16,979
Total Tests Done	In Last 24 hrs. : 16,436			In last 7 days : 1,10,577			Cumulative : 3,12,51,818					
Vaccine Doses Administered	In Last 24 hrs. : 7,316			In last 7 days : 55,621			Cumulative : 2,03,79,979					
ACTIVE CASES									6,781			

*Covid deaths occurred today : 00 | Covid deaths occurred beyond last 24hrs., reported today : 00

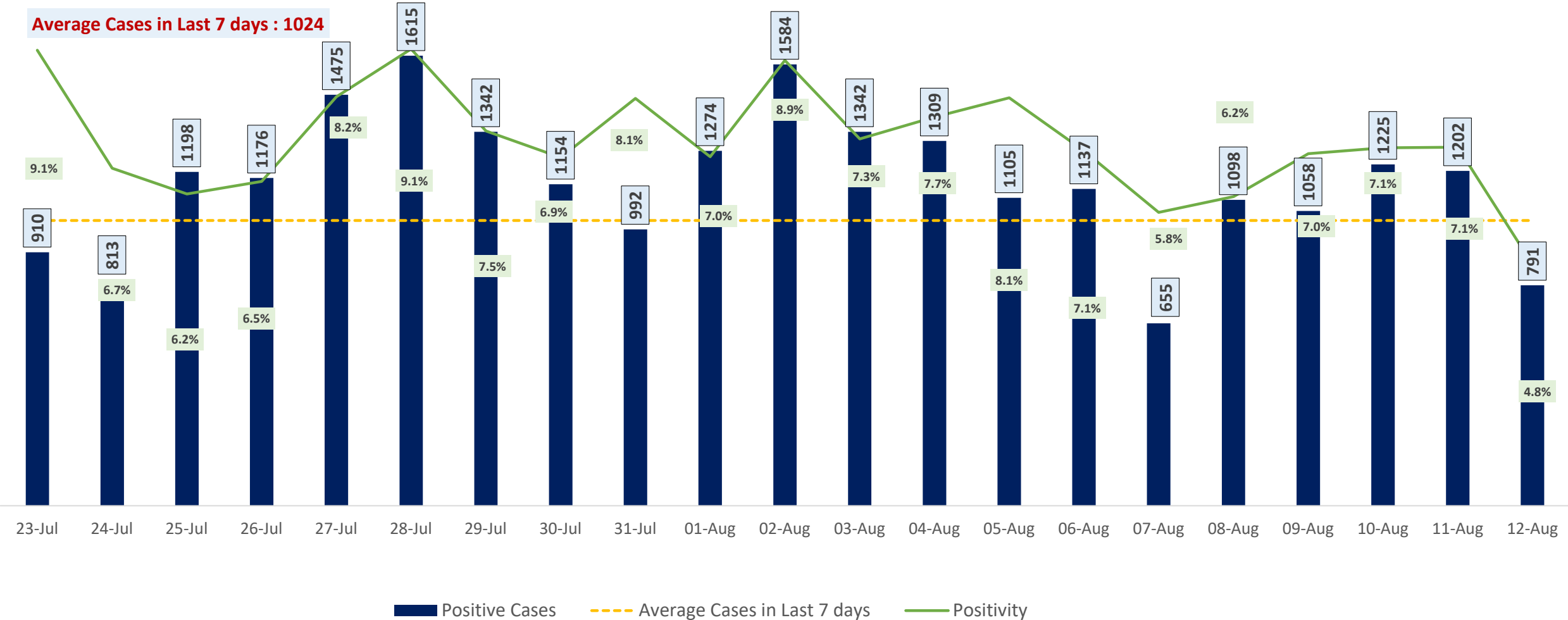


LAST 24 HOURS AGE GROUP AND GENDER WISE DISTRIBUTION





POSITIVITY RATE OF BENGALURU – LAST 21 DAYS

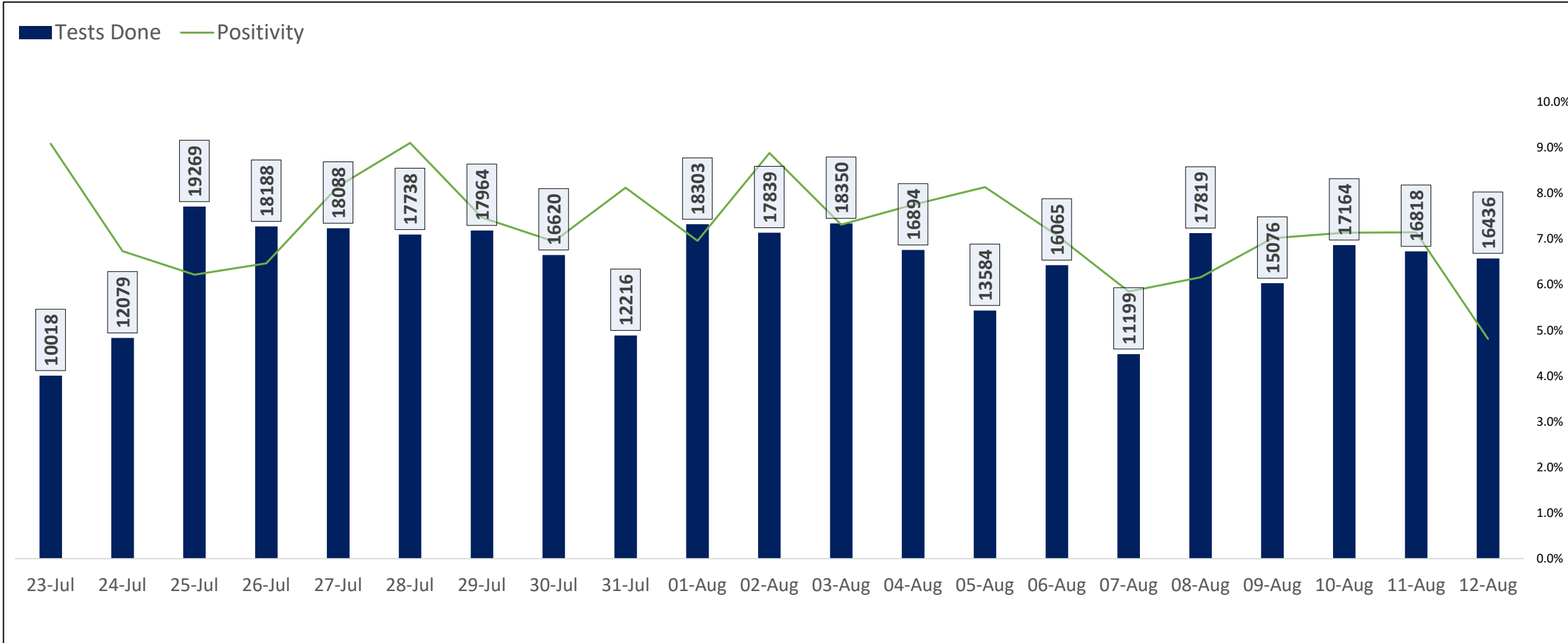




TESTING TRENDS IN BENGALURU

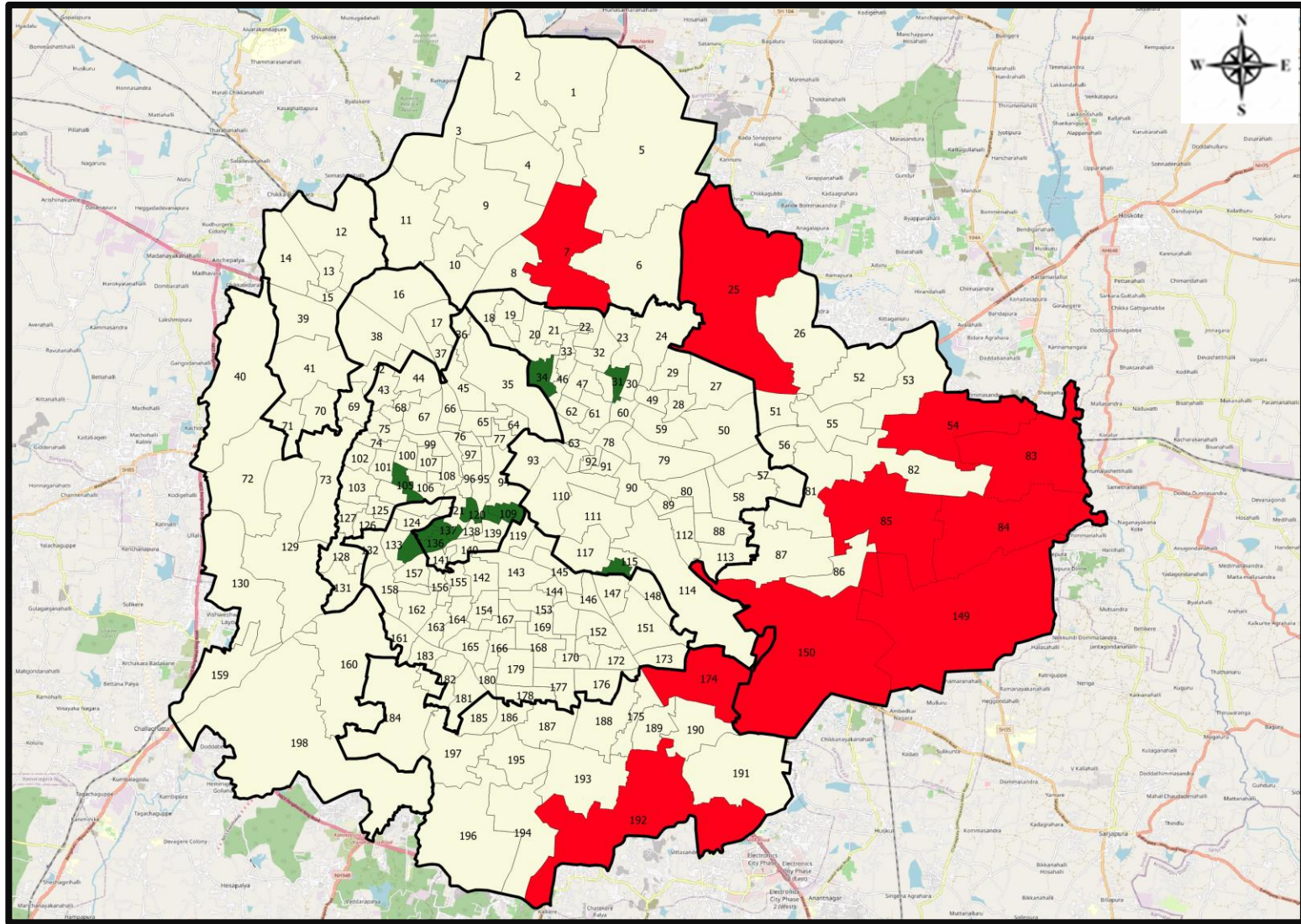


Total Test Conducted Till Date	Test Conducted Last 24 hours	Last 7 Days Average
3,12,51,818	16,436	15,797





BENGALURU URBAN MAP SHOWING TREND OF POSITIVE CASES IN LAST 7 DAYS



Top 10 wards reporting highest number of positive cases in last 7 days

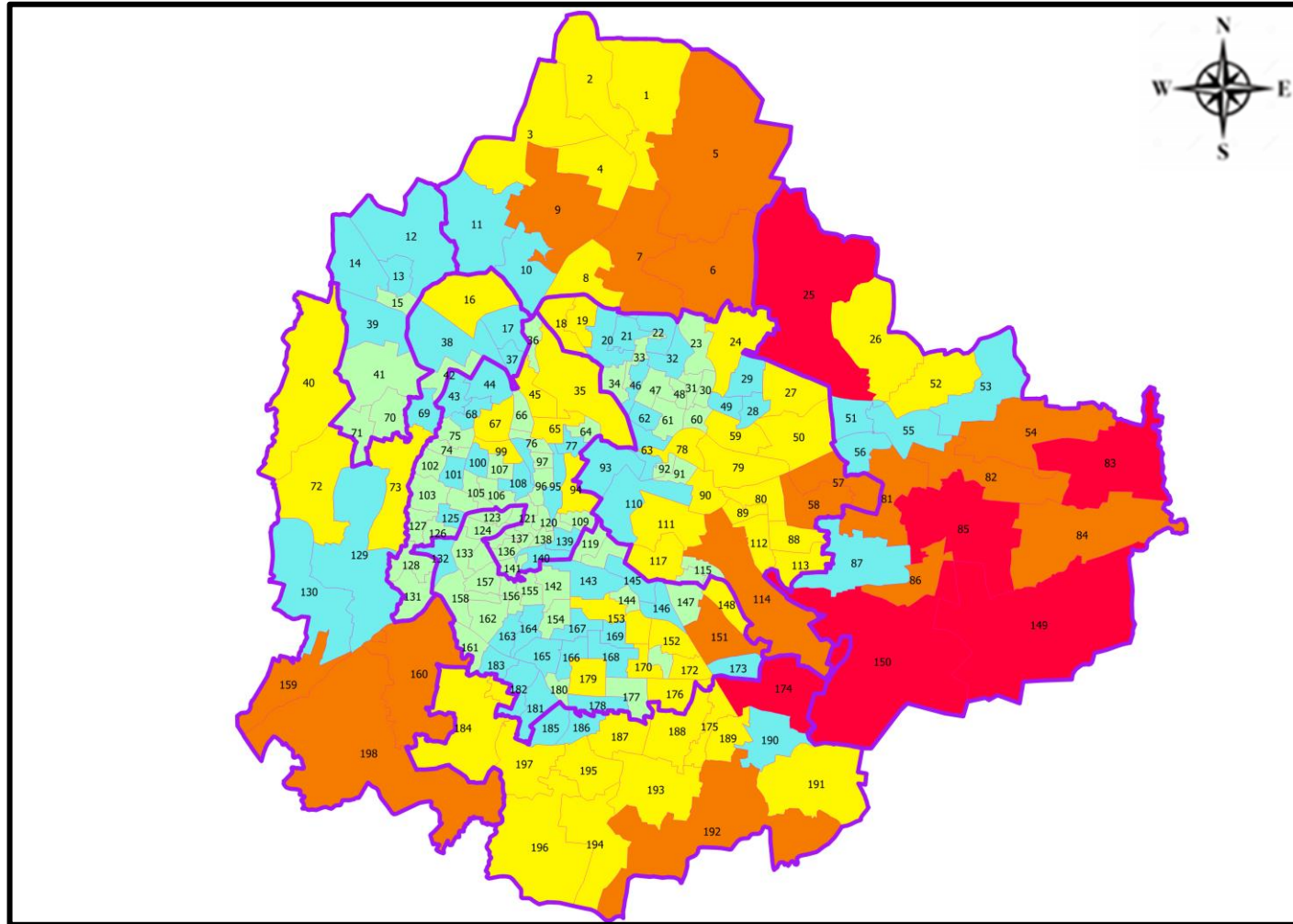
Ward No.	Ward Name	Daily Cases Average
150	Bellanduru	66
85	Dodda Nekkundi	38
174	HSR Layout	30
25	Horamavu	28
83	Kadugodi	23
84	Hagadur	22
149	Varthuru	22
54	Hudi	17
192	Begur	17
7	Byatarayanapura	14







Top 10 wards reporting least number of positive cases in last 7 days

Ward No.	Ward Name	Daily Cases Average
137	Rayapura	0
136	Jagajivanram Nagar	0
135	Padarayanapura	0
134	Bapuji Nagar	0
120	Cottonpete	0
116	Nilasandra	0
109	Chickpete	0
105	Agrahara Dasarahalli	0
31	Kushal Nagar	0
34	Gangenahalli	0



BENGALURU MAP SHOWING INTENSITY OF POSITIVE CASES IN LAST 7 DAYS



-  **Level 1 : 0 to 10 Cases**
-  **Level 2 : 10 to 25 Cases**
-  **Level 3 : 25 to 75 Cases**
-  **Level 4 : 75 to 150 Cases**
-  **Level 5 : More than 150 Cases**
-  **Zone Boundaries**

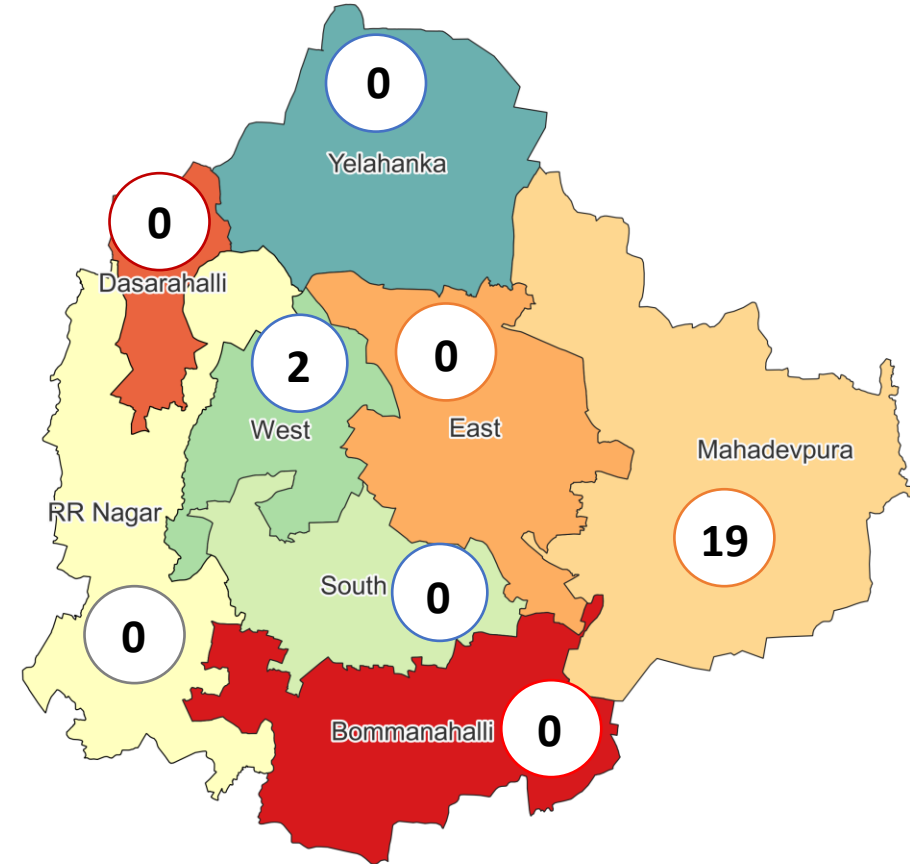


CLUSTER DETAILS



Zone Name	TOTAL CLUSTERS	Budding Clusters	Clusters	Outbreaks
		Less Than 5 Cases	5 To 14 Cases	More Than 14 Cases
BOMMANAHALLI	0 (-)	0 (-)	0 (-)	0 (-)
DASARAHALLI	0 (-)	0 (-)	0 (-)	0 (-)
EAST	0 (-)	0 (-)	0 (-)	0 (-)
MAHADEVPURA	19 (-)	19 (-)	0 (-)	0 (-)
RR NAGAR	0 (-)	0 (-)	0 (-)	0 (-)
SOUTH	0 (-)	0 (-)	0 (-)	0 (-)
WEST	2 (-)	2 (-)	0 (-)	0 (-)
YELAHANKHA	0 (-)	0 (-)	0 (-)	0 (-)
TOTAL	21 (-)	21 (-)	0 (-)	0 (-)

Total Active Clusters



Types of Clusters

Zone Name	Apartments/ Villa	Individual House	Hostels/Quarters	Others	Schools/Colleges
BOMMANAHALLI	0 (-)	0 (-)	0 (-)	0 (-)	0 (-)
DASARAHALLI	0 (-)	0 (-)	0 (-)	0 (-)	0 (-)
EAST	0 (-)	0 (-)	0 (-)	0 (-)	0 (-)
MAHADEVPURA	19 (-)	0 (-)	0 (-)	0 (-)	0 (-)
RR NAGAR	0 (-)	0 (-)	0 (-)	0 (-)	0 (-)
SOUTH	0 (-)	0 (-)	0 (-)	0 (-)	0 (-)
WEST	1 (-)	1 (-)	0 (-)	0 (-)	0 (-)
YELAHANKHA	0 (-)	0 (-)	0 (-)	0 (-)	0 (-)
TOTAL	20 (-)	1 (-)	0 (-)	0 (-)	0 (-)

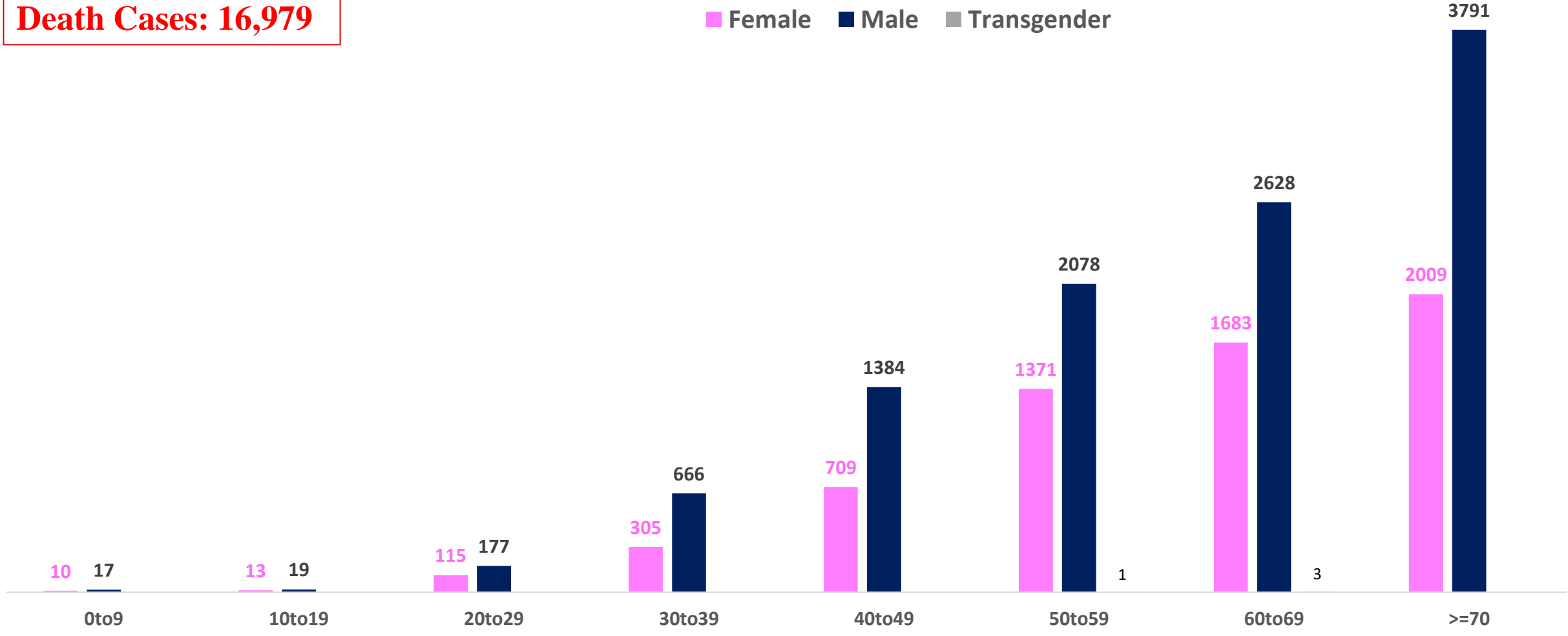
▲▼ : Shows increase and decrease in numbers as compared to previous day



AGE AND GENDER WISE DISTRIBUTION OF DEATH CASES



Death Cases: 16,979





VACCINATION COVERAGE AS ON 12.08.2022



Total Doses Administered

2,03,79,979

▲ 7,316

Total 12-14 years Population : 2.82 Lakhs

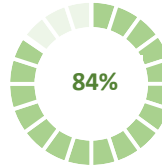
1ST DOSE



2,91,747
Doses administered

▲ 92

2ND DOSE

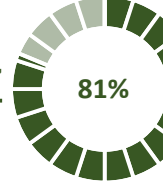


2,37,817
Doses administered

▲ 516

Total 15-18 years Population : 4.42 Lakhs

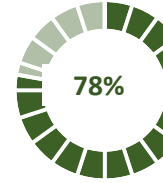
1ST DOSE



3,59,136
Doses administered

▲ 7

2ND DOSE

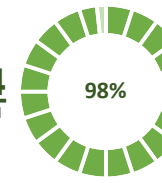


3,43,864
Doses administered

▲ 250

Total adult Population : 91.7 Lakhs

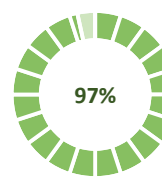
1ST DOSE



90,15,240
Doses administered

▲ 136

2ND DOSE



88,53,911
Doses administered

▲ 380

Priority Group*

Health Care Workers

Dose 1

2,10,378

Doses administered

▲ 0

Dose 2

2,07,066

Doses administered

▲ 2

Frontline Workers

Dose 1

3,81,984

Doses administered

▲ 0

Dose 2

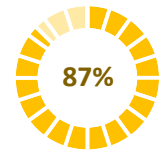
3,73,327

Doses administered

▲ 5

18 - 44 Years Coverage

Dose 1

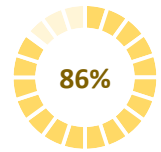


57,46,948

Doses administered

▲ 109

Dose 2



56,36,371

Doses administered

▲ 303

PRECAUTION DOSE



11,50,252

Doses administered

▲ 5,958

PRECAUTION DOSES ADMINISTERED

Health Care Workers

93,721

Booster Doses administered

▲ 135

Front Line Workers

1,33,292

Booster Doses administered

▲ 310

60 + Years Coverage

3,80,200

Booster Doses administered

▲ 443

18 + Years Coverage

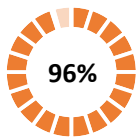
5,43,039

Booster Doses administered

▲ 5,070

45 – 59 Years Coverage

Dose 1

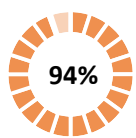


16,95,429

Doses administered

▲ 12

Dose 2



16,72,728

Doses administered

▲ 35

60 + Years Coverage

Dose 1



9,80,501

Doses administered

▲ 15

Dose 2



9,64,419

Doses administered

▲ 35

▲ indicates the increase in last 24 hours



COVID-19 SCENARIO IN BENGALURU AND OTHER METROPOLITIAN CITIES



CITY NAME	Positive Cases	Active Cases	Recovered	Deceased	Vaccine Doses Administered
New Delhi	19,80,402	8,343	19,45,692	26,367	3,60,64,846
Bengaluru*	18,50,840	6,781	18,27,080	16,979	2,34,41,546
Mumbai	11,29,917	4,243	11,06,011	19,663	2,19,41,279
Chennai	7,85,490	2,984	7,73,437	9,069	1,10,46,958

Source : <https://dashboard.cowin.gov.in/> at 6:50pm (13.08.2022)
Source : <https://www.covid19bharat.org/> at 6:50pm(13.08.2022)

*includes BBMP & Bengaluru Urban



SNAPSHOT OF COVID-19 CASES IN BENGALURU URBAN



**Total Wards With
< =10 Cases* :
64**

**Tests Conducted
on 12.08.2022:
16,436**

**Recovery
Rate*:
98.72%**

**Total
Active Cases :
6,781**

**Total Vaccinated
on 12.08.2022:
7,316**

**Positivity
Rate* :
6.48%**

**Active
Rate*:
0.37%**

**Case
Fatality Rate* :
0.03%**





*Total positive cases In the past 7 days


*CFR and positivity is for Past 7 days



ಬೃಹತ್ ಬೆಂಗಳೂರು ಮಹಾನಗರ ಪಾಲಿಕೆ
Bruhat Bengaluru Mahanagara Palike









Download BBMP Bulletin	https://apps.bbmpgov.in/covid19/mediabulletin.php
To register for vaccination :	https://selfregistration.cowin.gov.in/
BBMP COVID19 Dashboard:	https://apps.bbmpgov.in/covid19/
Follow us on:	 www.facebook.com/bbmp.comm1/
	 twitter.com/BBMPCOMM
	  BBMPSplHealth



Bruhat Bengaluru Mahanagara Palike
N.R Square, Bengaluru - 560 002.

Covid-19 - Precautionary measures to be adhered by the public

-  It is mandatory to wear a mask to cover the mouth and nose in public places
-  Frequent washing of hands with soap or sanitizer
-  Keep a handkerchief or other garment in case of sneezing, coughing
-  Avoid touching of Mouth, nose and eyes with your hand
-  Spitting, urinating, or littering is prohibited in public places
-  Maintain Safe distance from others (Physical distance at least 6 feet)

• Penalty will be imposed if the mask is not worn or maintain physical space

• If you have any symptoms kindly get yourself checked in any one of the free testing centers immediately.

The public must comply with the above instructions to help control the Covid-19 virus

Rakesh Singh, I.A.S
Administrator, BBMP

Tushar Giri Nath, I.A.S
Chief Commissioner, BBMP

Control Room: 080-2266 0000, 2222 1188 TOLL FREE No. : 1533

*ಇಲ್ಲಿ ನೈರಸ್ಯದ ದಾಖಲೆ ಮಾಡುವ ಸಂದರ್ಭಗಳಲ್ಲಿ ಮಾತ್ರ ಇಂತಹ ಶಿಕ್ಷಣ ಕ್ರಮಗಳನ್ನು ಕೈಗೊಳ್ಳುವುದು. ಇತರ ಸಂದರ್ಭಗಳಲ್ಲಿ ಸೂಚಿಸಿದಂತೆ ನಡವಳಿಸಬೇಕು.

Issued by:

Honorable Chief Commissioner, BBMP
Special Commissioner Health & IT, BBMP
MD, Bengaluru Smart City Limited

THANK YOU !

